

Dispo Lite Safety Knife



The **Dispo Lite** is a lightweight, high performance disposable safety knife with built in tape cutter and ergonomic handle.

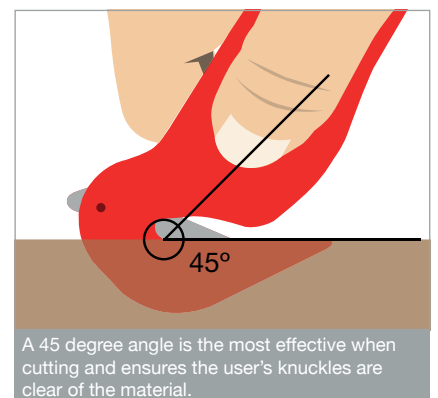
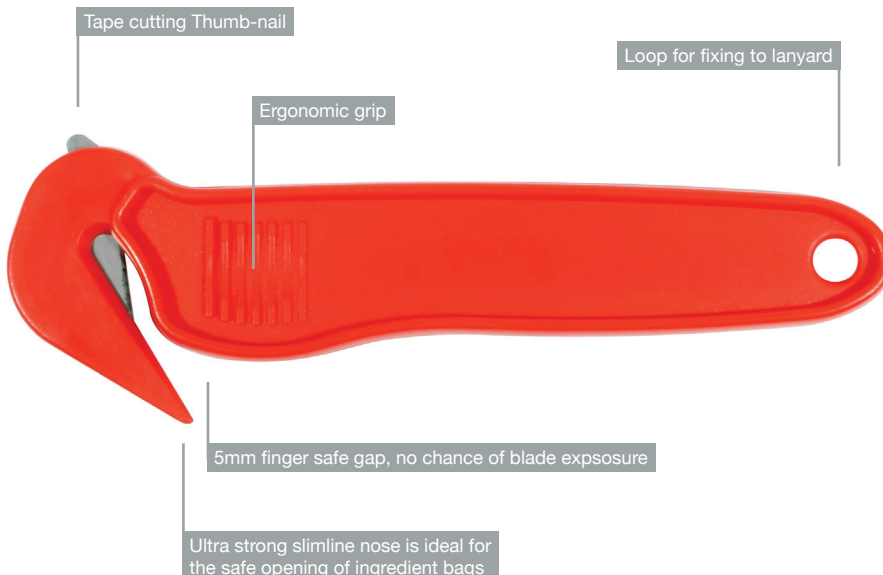
Due to the extremely durable design the Dispo Lite is ideal for retail stores, light distribution duties, and emergency services.

The body has a breaking force of 64Kg and easily outperforms similar products. A metal detectable version for use in food production is also available.

Suitable for cutting the following:-

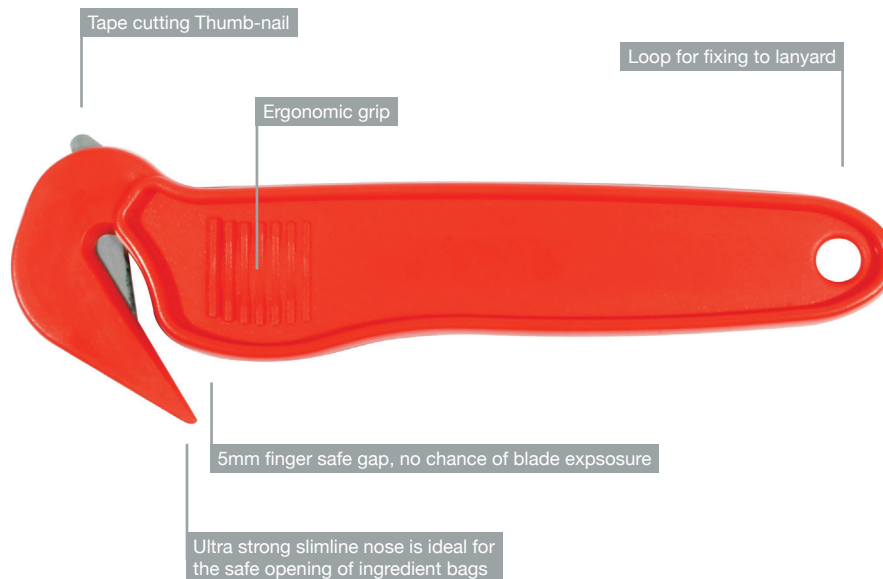
- Shrink wrap
- Pallet strapping
- Boxes
- Bags

Dimensions (mm.)	Weight g	Packaging Dimensions (cm.)	Packaging Type	Material	Packaging Quantity	Colour	Part Code
170 x 60 x 10	0.75	260 x 175 x 90	Polythene bag/ Boxed	Polypropylene	25	Red	571212P



Familiarise yourself

Even though the Dispo Lite knife may look and feel different, it really is as versatile as an open blade and makes cutting cardboard, shrink wrap, banding & tape safe and simple. The blade is enclosed within a finger-safe gap, so there is no risk of personal injury – even when the knife is carried in the pocket.



Cutting Angle

- The handle should be at an angle of about 45 degrees and a little force applied
- Parallel to the material being cut. Move the knife along the material – don't pull upwards or sideways.
- Ensure that you are cutting with the blade and not the knife body.

Important: Do not use the Dispo Lite as a lever in an effort to 'snap' materials as this may result in damage to the knife and/or personal injury.



Tape Cutter

Each Dispo Lite has an integral Tape Cutter, The Tape Cutter is not sharp, so cannot damage the user nor the contents of boxes. It will easily pierce adhesive tape.



Important Safety Information

As each environment will differ from user to user, it is the responsibility of the user to ensure that they have selected and are using the correct safety knife for the job.

- Cut with the blade and not the body of the knife. Ensure that the handle of the knife is at a 45 degree angle to the material being cut to ensure effective use of the blade.
- When cutting banding, twine etc., cut it across on a 45 degree angle for a simple and effective cut.
- If the blade cannot reach the material to be cut – for example, with a very tight cable tie or with thick polythene – use an alternative cutting tool. Do not use the Dispo Lite as a lever or hook and attempt to 'snap' the material. Doing so may result in damage to the knife and/or personal injury.
- If any part of the Dispo Lite becomes damaged or broken (including a blunt blade), it should be replaced immediately. Failure to do so may result in personal injury.
- Do not attempt to insert anything into the mouth of the knife that you do not intend to cut.
- Never use the free hand as a guide.

Disposal

It is the user's responsibility to dispose of the knife appropriately if the knife is damaged, broken or blunt.

Moving Edge can provide a sharps bin return service to dispose of the hazardous waste. The Sharps Bins can be sent out with a Freepost return address label, once the bin is full simply lock the lid down and post it back. On receipt of the bin, we issue a waste transfer certificate which needs to be signed and returned.



Please ask your representative for further details.

End of document